

Meeting: Enterprise Partnership Board

Date: 17 November 2009

Report Title: Local Area Agreement Performance Report: Quarter Two

Report of: Marc Dorfman – Assistant Director Planning & Regeneration

Purpose

To present the Enterprise Board's 2009/10 Quarter 2 performance scorecard.

Summary

Performance in relation to the incapacity related benefits Stretch Target remains a concern. Despite a SLA with Reed in Partnership being formally signed the risk of not meeting the target remains very much on the upside.

Performance for many of the employment targets while rated red for Quarter 2 are reflective of the fact that performance in quarter 1 was limited due to the re-commissioning of the Haringey Guarantee. There are also issues with the targets linked to the performance data and work is ongoing to resolve these.

Performance in relation to NI 116 (% of 16-18 year olds not in education, employment or training (NEET)) is promising. The current NEET rate in Haringey is 8.1% against a target of 10.4%.

Legal/Financial Implications

N/A.

Recommendations

That the Enterprise Board notes this report.

For more information contact:

Name: Ambrose Quashie

Title: Policy Officer

Tel: 020 8489 6914

Email address: ambrose.quashie@haringey.gov.uk

Appendix: Enterprise Board Scorecard 2009-10

Generated on: 04 November 2009







Rows are sorted by Sort







Sort	Short Name	Q1 2009/10				Q2 2009/10				2009/10				Latest Note
		Value	Target	Status	Short Trend	Value	Target	Status	Short Trend	Value	Target	Status	Short Trend	
L0042(LAA Local)	Number of Haringey Guarantee participants with a completed better off calculation	2	0			16	100			16	100			<p>Explanation of current performance:</p> <p>Delivery in quarter 1 was limited due to the re-commissioning of the Haringey Guarantee. In quarter 2 delivery was also limited due to a longer than expected delay in agreeing contracts with the Haringey Guarantee's main provider, Working Links who will deliver the bulk of the Better Off Calculations. These contracts have been agreed and Working Links has commenced delivery, which will result in improved performance from quarter 3 onwards.</p> <p>Current Activities:</p> <p>The Haringey Guarantee is the main vehicle for delivering this target with a range. Under the Guarantee there is a range of provision available to participants including: basic skills (numeracy and literacy); vocational training (social care, security and fashion); work placements; and a Condition Management Programme (for people with a health condition or disability).</p> <p>Best Practice: (about what we are doing and what is happening in other boroughs)</p> <p>Job Centre Plus and mainstream employment programmes, delivered by organisations such as Working Links, across the country provide Better Off Calculations as an integral part of their delivery model. It was felt essential that this best practice be incorporated into the Haringey Guarantee.</p>







Sort	Short Name	Q1 2009/10				Q2 2009/10				2009/10				Latest Note
		Value	Targ et	Statu s	Short Tren d	Value	Targ et	Statu s	Short Tren d	Value	Targ et	Statu s	Short Tren d	
														<p>Emerging Risk:</p> <p>The delay in agreeing contracts with Working Links means that there is an increased risk that the target will not be met but we remain confident that it will be achieved.</p> <p>Performance discussion date</p> <p>Enterprise Board - 17 November 2009</p> <p>Equality Impact:</p> <p>None at present.</p>
L0043a LAA Local	Adults achieving a Skills for Life qualification and entered employment and those gaining a qualification in the workplace - skills for life qualification	Not measured for Quarters									420		?	Final data will not be available for 2008/09 until February/March 2010. The LSC are confident that set targets will be achieved if not exceeded.
L0043b LAA Local	Adults achieving a Skills for Life qualification and entered employment and those gaining a qualification in the workplace - entered into jobs	Not measured for Quarters									168		?	Final data will not be available for 2008/09 until February/March 2010. The LSC are confident that set targets will be achieved if not exceeded.
L0043c LAA Local	Adults achieving a Skills for Life qualification and entered employment and those gaining a qualification in the workplace - workplace qualification	Not measured for Quarters									810		?	Final data will not be available for 2008/09 until February/March 2010. The LSC are confident that set targets will be achieved if not exceeded.
L0044a LAA Local	Adults achieving a full level two qualification	Not measured for Quarters									740	?	?	Final data will not be available for 2008/09 until February/March 2010. The LSC are confident that set targets will be achieved if not exceeded.
L0044b LAA	Adults entered into jobs	Not measured for Quarters										?	?	Final data will not be available for 2008/09 until February/March 2010. The LSC are confident that set

Sort	Short Name	Q1 2009/10				Q2 2009/10				2009/10				Latest Note
		Value	Target	Status	Short Trend	Value	Target	Status	Short Trend	Value	Target	Status	Short Trend	
Local														targets will be achieved if not exceeded.
L0044c LAA Local	Adults gaining a qualification in the workplace	Not measured for Quarters									1800	?	?	Final data will not be available for 2008/09 until February/March 2010. The LSC are confident that set targets will be achieved if not exceeded.
L0046(LAA Local)	Number of people on incapacity benefits helped into sustained work (2007 -2010 stretch target)	3	42			0	42			3	84			<p>Explanation of current performance</p> <p>Achieving this stretch target remains a significant challenge due to the barriers to employment that these people face. An unsuccessful attempt was made to renegotiate this target with Communities and Local Government. However, clarification around the conditions in this stretch target agreement has been provided by the Government Office for London, which means that Haringey Guarantee residents can be referred to Reed in Partnership to receive additional support from Pathways to Work. Despite this positive development, which will help to improve performance, the risk of not meeting the target remains very much on the upside.</p> <p>Current Activities</p> <p>The Haringey Guarantee is the main vehicle for delivering this stretch target. Under the Haringey Guarantee there is specific support available for Incapacity Benefit claimants, including a Condition Management Programme (CMP) delivered by NHS Haringey. The CMP will support people affected by a mental or physical disability or long-term illness, and who wish to return to work. They will be assessed and a package of clinical interventions from a holistic range of support within the NHS will be agreed. This can include:</p> <ul style="list-style-type: none"> • Information on understanding and managing the health condition better, particularly in a working context • Support to reduce unnecessary fears about health and work, and to enable the customer to feel more confident and better able to cope with returning to work • The chance for customers who return to work to be more 'expert' in managing their health condition and

Sort	Short Name	Q1 2009/10				Q2 2009/10				2009/10				Latest Note
		Value	Target	Status	Short Trend	Value	Target	Status	Short Trend	Value	Target	Status	Short Trend	
														<p>more confident in negotiating adjustments where needed with their employer.</p> <p>The general support from the Haringey Guarantee is also available to incapacity related benefit claimants including skills training and work placements.</p> <p>Haringey Guarantee advisers are also now operating and taking referrals from Job Centre Plus, as well as a number of GP surgeries across the borough. A SLA with Reed in Partnership, the Pathways to Work provider, has been agreed, which will help to increase the support available to this client group.</p> <p>Best Practice</p> <p>We are aware of the following boroughs that have a similar stretch target:</p> <ul style="list-style-type: none"> • Bromley • Islington <p>Islington failed to achieve their target, which ended in March 2009. Bromley's target ends in March 2010 and they are unlikely to achieve this.</p> <p>Emerging Risk</p> <p>The recession, which has seen claimant count unemployment in Haringey increase by 48% since September 2008, will make it even more challenging to support our residents into sustained employment.</p> <p>Performance discussion date:</p> <p>Enterprise Board - 17 November 2009</p> <p>Equality Impact</p> <p>The challenge in relation to meeting this target means that less people with a health condition claiming incapacity related benefits will be supported into employment than</p>


Sort	Short Name	Q1 2009/10				Q2 2009/10				2009/10				Latest Note
		Value	Target	Status	Short Trend	Value	Target	Status	Short Trend	Value	Target	Status	Short Trend	
														expected. However, due to the SLA with Reed the package of support available to the client group will be more comprehensive to recognise their greater need.
L0047(LAA Local)	Number of people from priority neighbourhoods helped into sustained work.	34	25			6	8			40	73			<p>Explanation of current performance:</p> <p>Delivery in quarter 1 was limited due to the re-commissioning of the Haringey Guarantee, which has impacted on the jobs reported in quarter 2. It should be noted that to date (quarters 1 and 2) performance is ahead of profile.</p> <p>Current Activities:</p> <p>The Haringey Guarantee is the main vehicle for delivering this target with a range. Under the Guarantee there is a range of provision available to participants including: basic skills (numeracy and literacy); vocational training (social care, security and fashion); work placements; and a Condition Management Programme (for people with a health condition or disability).</p> <p>Best Practice: (about what we are doing and what is happening in other boroughs)</p> <p>Similar programmes are delivered across the Upper Lee Valley with Jobsnet in Enfield and Worknet in Waltham Forest. All three programmes (Haringey Guarantee, Jobsnet and Worknet) came together from April 2008 to collaboratively deliver the North London Pledge - a LDA funded sub-regional employment and skills programme.</p> <p>Emerging Risk:</p> <p>The recession, which has seen claimant count unemployment in Haringey increase by 48% since September 2008, will make it even more challenging to support our residents into sustained employment.</p> <p>Performance discussion date:</p> <p>Enterprise Board - 17 November 2009</p>

Sort	Short Name	Q1 2009/10				Q2 2009/10				2009/10				Latest Note
		Value	Targ et	Statu s	Short Tren d	Value	Targ et	Statu s	Short Tren d	Value	Targ et	Statu s	Short Tren d	
														<p>Equality Impact:</p> <p>None at present.</p>
L0047a LAA Local	Number of lone parents in the worst wards helped into sustained work. (2007-2010 stretch target)	10	15			1	15			11	30			<p>Explanation of current performance</p> <p>Delivery was limited in quarter 1 due to the re-commissioning of the Haringey Guarantee and this will impact on the sustained jobs reported in quarter 2. The commissioned set of employment and skills provider are now all delivering, which will result in improved performance in quarters 3 and 4.</p> <p>However, the Employment and Skills is confident that at least the 60% threshold upon which reward grant is payable will be achieved. To date, 62 sustained jobs have been achieved against a lifetime target of 110.</p> <p>Current Activities:</p> <p>The Haringey Guarantee is the main vehicle for delivering this target with a range. Under the Guarantee there is a range of provision available to participants including: basic skills (numeracy and literacy); vocational training (social care, security and fashion); work placements; and a Condition Management Programme (for people with a health condition or disability).</p> <p>Best Practice: (about what we are doing and what is happening in other boroughs)</p> <p>Similar programmes are delivered across the Upper Lee Valley with Jobsnet in Enfield and Worknet in Waltham Forest. All three programmes (Haringey Guarantee, Jobsnet and Worknet) came together from April 2008 to collaboratively deliver the North London Pledge - a LDA funded sub-regional employment and skills programme.</p> <p>Emerging Risk:</p> <p>The recession, which has seen claimant count</p>

Sort	Short Name	Q1 2009/10				Q2 2009/10				2009/10				Latest Note
		Value	Targ et	Statu s	Short Trend	Value	Targ et	Statu s	Short Trend	Value	Targ et	Statu s	Short Trend	
														<p>unemployment in Haringey increase by 48% since September 2008, will make it even more challenging to support our residents into sustained employment.</p> <p>Performance discussion date:</p> <p>Enterprise Board - 17 November 2009</p> <p>Equality Impact:</p> <p>None at present.</p>
L0047b	Number of people on JSA from the worst performing wards helped into sustained employment (2007 - 2010 stretch target)	24	10			5	10			29	20			<p>Explanation of current performance</p> <p>Delivery was limited in quarter 1 due to the re-commissioning of the Haringey Guarantee and this will impact on the sustained jobs reported in quarter 2. The commissioned set of employment and skills provider are now all delivering, which will result in improved performance in quarters 3 and 4.</p> <p>However, the Employment and Skills is confident that this stretch target will be fully achieved resulting in a full reward payment. To date, 119 sustained jobs have been achieved against a lifetime target of 120.</p> <p>Current Activities:</p> <p>The Haringey Guarantee is the main vehicle for delivering this target with a range. Under the Guarantee there is a range of provision available to participants including: basic skills (numeracy and literacy); vocational training (social care, security and fashion); work placements; and a Condition Management Programme (for people with a health condition or disability).</p> <p>Best Practice: (about what we are doing and what is happening in other boroughs)</p> <p>Similar programmes are delivered across the Upper Lee Valley with Jobsnet in Enfield and Worknet in Waltham Forest. All three programmes (Haringey Guarantee,</p>

Sort	Short Name	Q1 2009/10				Q2 2009/10				2009/10				Latest Note
		Value	Target	Status	Short Trend	Value	Target	Status	Short Trend	Value	Target	Status	Short Trend	
														<p>Jobsnet and Worknet) came together from April 2008 to collaboratively deliver the North London Pledge - a LDA funded sub-regional employment and skills programme.</p> <p>Emerging Risk:</p> <p>The recession, which has seen claimant count unemployment in Haringey increase by 48% since September 2008, will make it even more challenging to support our residents into sustained employment.</p> <p>Performance discussion date:</p> <p>Enterprise Board - 17 November 2009</p> <p>Equality Impact:</p> <p>None at present.</p>
NI 1	% of people who believe people from different backgrounds get on well together in their local area	Not measured for Quarters									77.9%			Final published Place Survey result from Communities and Local Government
NI 6	% of people who take part in formal volunteering at least once a month.	Not measured for Quarters									22.7%			Final published Place Survey result from Communities and Local Government. No target was set for 2008/09.
NI 7	Environment for thriving third sector	Not measured for Quarters									21.9%			No target was set for 2008/09. This performance will act as baseline for future years. Targets for 2009/10 and 2010/11 are now set.
NI 79	Achievement of a Level 2 qualification by the age of 19	Not measured for Quarters									68.5%			The figure of 74% is now confirmed
NI 116	Proportion of children in poverty	Not measured for Quarters									32.5%			Frozen target to be reassessed at year 2 refresh.
NI 117	% of 16 to 18 year olds who are not in education, employment	7.6%	10.4%			8.1%	10.4%			8.1%	10.4%			All figures for September should be viewed with a degree of caution, as they are inevitably distorted by the large seasonal spike in Not Knowns that occurs every

Sort	Short Name	Q1 2009/10				Q2 2009/10				2009/10				Latest Note												
		Value	Target	Status	Short Trend	Value	Target	Status	Short Trend	Value	Target	Status	Short Trend													
	or training (NEET) (2007-2010 stretch target)													<p>September (and to a lesser extent October). This is the result of the influx of the new cohort of 16 year olds, whose currency has expired and for whom no new destination has yet been established.</p> <ol style="list-style-type: none"> September 2009 NEET was 8.1% which is below last month's 8.4%. It is slightly above last September (8.0%), and below the target level (10.4%). The actual number of NEETs this month was 289, which is 9 (3%) higher than last month, and 10 (4%) higher than last September (within a total cohort 3% down on last September) 												
NI 140	Fair treatment by local services	Not measured for Quarters									62.6 %			Final published Place Survey result from Communities and Local Government												
NI 153	% of working age people claiming out of work benefits in the worst performing neighbourhoods										26.3 %			<p>The measurement time period for this indicator is the four quarters to May of each year. Data for 2008/09 (four quarters to May 2009) will not be available until November 2009. However, in the four quarters to February 2009 the out of work benefits claim rate was 26.5% down from a rate of 26.8% in the previous year.</p> <p>The interventions that contribute to achieving the target associated with NI 153 include the Haringey Guarantee and DWP/JCP mainstream provision such as the New Deal, Employment Zones and Pathways to Work.</p>												
NI 171	Number of new business registrations for VAT and PAYE per 10,000 resident population aged 16 and above.	Not measured for Quarters									18%			<p>Data for NI171 is available up to 2007. The following shows the rate of new businesses registrations per 10,000 head of the working age population, comparing Haringey with London:</p> <table border="1"> <thead> <tr> <th></th> <th>Haringey</th> <th>London</th> </tr> </thead> <tbody> <tr> <td>2005</td> <td>71.2</td> <td>85.2</td> </tr> <tr> <td>2006</td> <td>62.1</td> <td>78.9</td> </tr> <tr> <td>2007</td> <td>83.1</td> <td>104.8</td> </tr> </tbody> </table> <p>Data for 2008 will be made available in November 2009. Our estimate for 2008 is for the rate to drop to below 2007 levels, but remain above 2006 levels. For 2009 we would expect to see the rate rise above 2007 levels.</p>		Haringey	London	2005	71.2	85.2	2006	62.1	78.9	2007	83.1	104.8
	Haringey	London																								
2005	71.2	85.2																								
2006	62.1	78.9																								
2007	83.1	104.8																								

Sort	Short Name	Q1 2009/10				Q2 2009/10				2009/10				Latest Note
		Value	Target	Status	Short Trend	Value	Target	Status	Short Trend	Value	Target	Status	Short Trend	
														£80,000 has been allocated through the Enterprise Commissioning process for business support providers to support VAT and PAYE registration in the borough.
QoL23 NI 4	% of people who feel they can influence decisions in their locality	Not measured for Quarters									42.9 %			Final published Place Survey result from Communities and Local Government